

Stepstone, Inc.

## SQUARE MODULAR WALL CAP

ARCHITECTURAL PRECAST CONCRETE PRODUCTS



Square Modular Wall Cap by, Stepstone, Inc. delivers refined elegance to any project. Crisp lines and substantial profile enable designers to finish any wall with distinction.

### Visit our Website

See all our  
Wall Cap products!  
***stepstoneinc.com***

- Classic Wall Cap
- Sonorastone®  
Peaked & Flat Cap

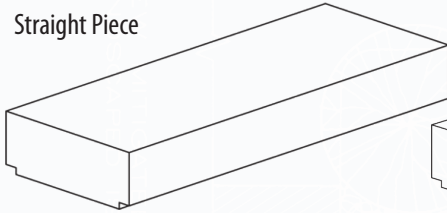




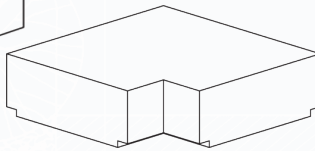
# SQUARE MODULAR WALL CAP

ARCHITECTURAL PRECAST CONCRETE PRODUCTS

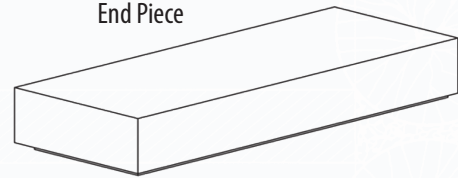
Straight Piece



Corner Piece



End Piece



### Square Modular Wall Cap Dimensions\*

Thickness: 3-3/8"

Width: 7-1/4", 9-1/4", 13-1/4" or 20-1/4"

Length: Straight and End Pieces: 24"

Corner Pieces: 7-1/4" x 10" Square

9-1/4" x 12" Square

13-1/4" x 16" Square

20-1/4" x 23" Square

### Square Modular Pilaster Cap Dimensions\*

13-1/2" x 13-1/2" x 3-3/8"

15-1/2" x 15-1/2" x 3-3/8"


20" x 20" x 3-3/8"

23-1/2" x 23-1/2" x 3-3/8"


27-1/2" x 27-1/2" x 3-3/8"

\*All sizes are nominal - Unit length, width and height are +/- 1/8" See Square Modular Wall Cap Detail Series for more information.

### Classic Colors\*




512 Agave




507 Cafe Brown



505 Iceberg Green




506 Almond




510 Caramel




513 Porcelain



516 Brick Red



521 Kona




503 Santa Fe Buff



501 Granada White



504 French Gray



524 Pebble

**Short Form Specification:**  
 Material: 4,000 PSI Hardrock Concrete  
 Finishes: Smooth or Sandblasted  
 Colors: 12 Standard Colors (Custom colors available)

*\*See actual color concrete samples before ordering. Square Modular Wall Caps are handformed of natural materials. Variations in color are to be expected. Some minor chipping may result from shipping, but is not detrimental to the appearance or function. This material is copyrighted and is intended solely for the use of customers of Stepstone, Inc. Stepstone, Inc. recommends sealing to aid in grout removal and cleaning prior to installation. Grout naturally will bond with concrete. Immediately remove any grout slurry that comes in contact with the finished face of the precast concrete pieces.*