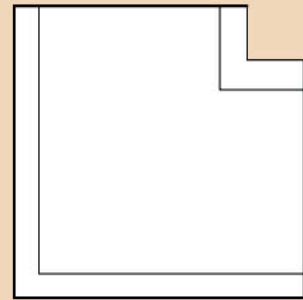


RADIUS PIECES

Width: 10-1/4" Radius: 2', 3', 4', 6', 8', 10', 12', 14', 16'
 Width: 12", 14", 16" Radius: 4', 6', 8', 10', 12', 14', 16'
 Width: 24" Radius: 6', 8', 10', 12', 14', 16'

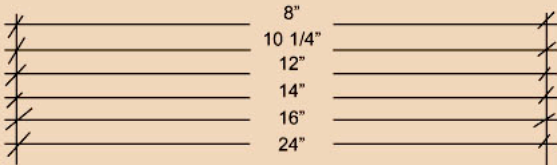
Classic Wall Cap is made from 4000 psi Hardrock Concrete, using Type III Cement. Smooth or Sand Blast finish available.

**All Materials are natural, therefore some variation in color and texture is to be expected. Before ordering, Stepstone strongly recommends that you make your color selection using actual color concrete samples found at your local dealer. Sizes nominal.*

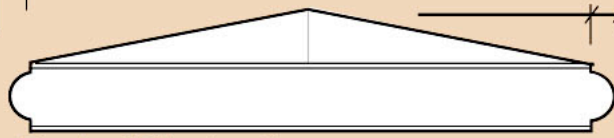
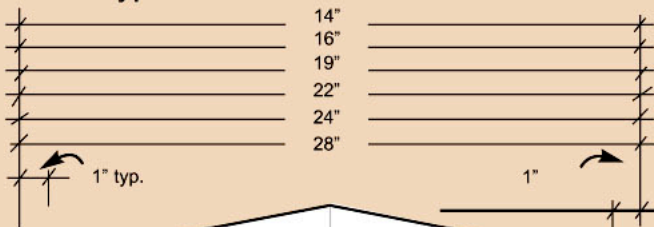


CORNER PIECE

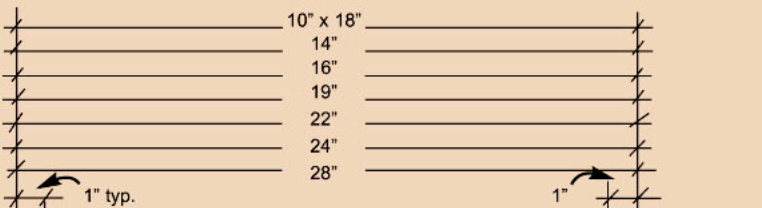
Bull Nose: Inside / Outside
 Length: Square Thickness: 2-1/2"
 Width: 8", 10-1/4", 12", 14", 16", 24"



Typical Section




Peaked Pilaster Cap




Flat Pilaster Cap

2-1/2"



STRAIGHT PIECE

Bull Nose: 2 Sides
 Length: 24" Thickness: 2-1/2"
 Width: 8", 10-1/4", 12", 14", 16", 24"



END PIECE

Bull Nose 3 Sides
 Length: 24" Thickness: 2-1/2"
 Width: 8", 10 1/4", 12", 14", 16", 24"